

Teach the Teacher Day

Notes to Teachers

This is a fun activity for the last week of school. Students will choose a topic that is important and interesting to them and design a 5 minute lesson to teach the class. It can be about themselves, their heritage, a hobby, language, skill, or anything else they choose. I had students teach drawing, karate, cooking, singing, origami, and more. There really is a lot of critical thinking involved in planning a lesson. Students have to plan step by step how they will present the material and write down the steps.

How to Use This Project:

It's so easy! Just explain the project and pass out the lesson plan template about two weeks ahead of time to give students time to prepare their presentations. Then, on Teach the Teacher Day, reserve time for students to present. You will be amazed at how much you learn from your students!

Grading:


You could grade the presentation. This makes a great language arts grade for speaking and listening skills. You could also grade the lesson plan.

I had students include a multiple choice question. One year, I was on top of my game, and I typed them up ahead of time to make a class test. They LOVED seeing their question typed up like a test. I even took the test with them and let them grade me.

Student Feedback:

As they were presenting, I jotted down specific notes to myself and then later wrote each student an individual note about their presentation. They really appreciated it. I could tell because I would catch them re-reading the notes throughout the day. You could also have students write notes to each other on index cards or give them a time to praise each other.

I would love to hear feedback or see pics of your Teach the Teacher Day! Feel free to email me: sarah@morethanaworksheet.com or tag me @morethanaowkrhseet on Instagram. Enjoy!



Google Drive Access


1. You need a Google account. (If you don't have one, you can get one for free.)

2. [Click on this link to access.](#)

3. Click "Make a Copy."

4. Use it with your students. Enjoy!

**If you don't plan to use it in Google Classroom, you can also download it as a PowerPoint and share it with your students that way. They will be able to type in the text boxes.



Name _____

Due Date



Teach the Teacher Day

All year long, you have been the students, and I have been the teacher. Well, I think it's about time things changed around here ☺ It is time for you to teach me! What you teach is up to you. Your lesson should take five minutes or less. Choose something that is interesting and important to you that you would like to share with others. Here are some ideas:

How to make an origami frog, How to draw a palm tree, All about horses, All about Ireland. You may bring in props, pictures, or other materials. Be sure to complete the following lesson plan to turn in. I can't wait to learn from you!


Topic:

Procedures (List the steps you will take to teach the lesson.)

Materials (What materials will you need for your lesson?)

Quiz Question (Write a question that we should be able to answer after your presentation. Include 4 multiple choice responses.)





Teach the Teacher Day

	Not Quite There (1 point)	On the Right Track (2 points)	Outstanding (3 points)
Lesson plan is complete and gives an overview of the lesson.			
Student brings in materials needed for the lesson.			
Student engages with the audience, making eye contact, and is not just reading from a script.			
Student speaks clearly. No mumbling!			
Volume is appropriate. No whispering!			
Posture is comfortable. No slouching!			
Student is enthusiastic and speaks with expression. No robot reading!			
The lesson is taught in a logical sequence.			
It is evident that the student is prepared and has practiced the lesson.			
Student exhibits good listening and participation skills while others are presenting.			
Total Points: _____ (out of 30)	Grade: _____		

Comments:



Learning is... so much MORE Than a Worksheet!

Thank you!!

Thank you so much for downloading this resource! I hope that you and your students love it. I am so honored that you took the time out of your busy day to visit my store.

Happy Teaching!
~Sarah



PS: I would LOVE to see pics of how you use my resources in your classroom!

If you are on Instagram, feel free to tag me @morethanaworksheet. I'm also on Facebook!

Terms of Use:

©Copyright Sarah Wiggins All rights reserved.

You have permission to copy this resource for typical classroom use for the original purchaser only. Please visit "My Purchases" on TpT to purchase additional licenses if you wish to share this resource with colleagues. You may not sell this resource or claim any part of it as your own. You may not use it or any part of it to create your own resources to sell. You may not post it online where it would be available for free to the public. Failure to comply is a violation of DMCA (Digital Millennium Copyright Act).

Clipart and Font Credits:



You might also like these resources from More Than a Worksheet:

